

# BD Vacutainer®

## One Use Holder & Pre-Attached Venous Access Products



- Compatible with the entire BD Vacutainer® System of Blood Collection products
- Helps customers to comply with the **OSHA** Safety and Health Information Bulletin (SHIB) on the **Disposal of Contaminated Needles and Blood Tube Holders Used for Phlebotomy**

Reference # 364815



Helping all people  
live healthy lives



Reference # 368653



Reference # 368607

# Your Choice

One product—compatible with the entire BD Vacutainer® Blood Collection System

The BD Vacutainer® Safety-Lok™ Blood Collection Set with Pre-Attached Holder is designed to help your institution comply with OSHA single-use holder directive OSHA SHIB 10-15-03, by reducing the risk of holder reuse. Plus, the product is ready to use right out of the package with no assembly required.

## BD Vacutainer®

Safety-Lok™ Blood Collection Set with Pre-Attached Holder

Instructions for Use



- 1 Open package at arrow. Product is ready to use right out of the package.



- 2 Apply light pressure to site using three fingers, as shown.



- 3 Withdraw blood collection set by grasping the translucent yellow safety shield grip area with the thumb and index finger.



- 4 With opposite hand, grasp tubing between thumb and index finger.



- 5 Push the yellow shield forward until the safety shield is locked in place.



- 6 Dispose of the BD Vacutainer® Safety-Lok™ Blood Collection Set and holder in the nearest sharps container.

**BD Global Technical Services:  
1.800.631.0174**

**Coming Soon**  
BD Vacutainer® Eclipse™  
Blood Collection Needle with  
Pre-Attached Holder

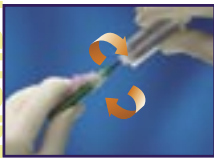
The BD Vacutainer® One Use Holder is a quality, low-cost single use holder that can help customers comply with OSHA regulations. This holder is compatible with BD Vacutainer® Eclipse™ Blood Collection Needles, BD Vacutainer® Safety-Lok™ Blood Collection Sets, and the BD Vacutainer® Multiple Sample Luer Adapters.

## BD Vacutainer® Eclipse™ Blood Collection Needle

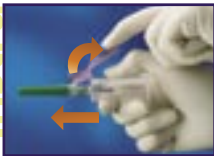
Instructions for Use



- 1 Holding both pink shield and green cap, twist and remove white cap.



- 2 While holding the needle firmly, screw holder onto needle until it fits securely.



- 3 (a) Rotate pink safety shield back toward the holder.  
(b) Twist and pull green needle cap straight off.



- 4 Perform venipuncture according to your facility's established procedures.



- 5 Immediately after removing needle from vein, cover needle by pushing pink safety shield forward with thumb. An audible click may be heard. Lock into place and inspect. DO NOT attempt to engage shield by pressing against hard surface.



- 6 DO NOT remove needle from holder. Dispose of the needle and holder as one unit into nearest sharps container. DO NOT REUSE.

**BD Customer Service:**  
**1.888.237.2762**



The following pre-attached devices are available for direct access or needleless transfer from a syringe.




**BD Vacutainer®  
Blood Transfer Device**

Reference #364880



**BD Vacutainer®  
Luer-Lok™ Access Device**

Reference #364902



**BD Vacutainer®  
Direct Draw Adapter**

Reference #364894

BD Vacutainer® One Use Holder		
Ref. #	Description	Packaging
364815	One Use Holder	250/Bag 1000/Case
BD Vacutainer® Eclipse™ Blood Collection Needle		
368607	21g x 1-1/4 in	48/Box 480/Case
368608	22g x 1-1/4 in	48/Box 480/Case
BD Vacutainer® Safety-Lok™ Blood Collection Sets		
367281	With Luer, 21 gauge 3/4 in, 12 in Tube	50/200
367283	With Luer, 23 gauge 3/4 in, 12 in Tube	50/200
367285	With Luer, 25 gauge 3/4 in, 12 in Tube	50/200
367287	With Luer, 21 gauge 3/4 in, 7 in Tube	50/200
367292	With Luer, 23 gauge 3/4 in, 7 in Tube	50/200
367294	With Luer, 25 gauge 3/4 in, 7 in Tube	50/200
367296	Without Luer, 21 gauge 3/4 in, 12 in Tube	50/200
367297	Without Luer, 23 gauge 3/4 in, 12 in Tube	50/200
367298	Without Luer, 25 gauge 3/4 in, 12 in Tube	50/200
BD Vacutainer® Safety-Lok™ Blood Collection Sets with Pre-Attached Holder		
368652	With Pre-Attached Holder, 21 gauge 3/4 in, 12 in Tube	25/200
368653	With Pre-Attached Holder, 23 gauge 3/4 in, 12 in Tube	25/200
368654	With Pre-Attached Holder, 21 gauge 3/4 in, 7 in Tube	25/200
368655	With Pre-Attached Holder, 23 gauge 3/4 in, 7 in Tube	25/200
BD Vacutainer® Push Button Blood Collection Sets		
367344	With Luer, 21 gauge 3/4 in, 12 in. Tubing	50/200
367342	With Luer, 23 gauge 3/4 in, 12 in. Tubing	50/200
367341	With Luer, 25 gauge 3/4 in, 12 in. Tubing	50/200
BD Vacutainer® Adapters		
367290	Multiple Sample Luer Adapter	100/1000
364894	Direct Draw Adapter	50/200
364902	Luer-Lok™ Access Device	50/200
364880	Blood Transfer Device	50/200

For the full product offering of BD Vacutainer® Family of Products, contact your BD Sales Consultant.

[www.bd.com/vacutainer](http://www.bd.com/vacutainer)

**CAUTION:** Handle all biologic samples and blood collection "sharps" (lancets, needles, luer adapters, and blood collection sets) in accordance with the policies and procedures of your facility. Obtain appropriate medical attention in the event of any exposure to biologic samples (e.g., through a puncture injury) since samples may transmit viral hepatitis, HIV (AIDS), or other infectious diseases. Utilize any safety-engineered feature if the blood collection device provides one. Discard all blood collection "sharps" in biohazard containers approved for their disposal.



**BD Diagnostics**

Preanalytical Systems

1 Becton Drive

Franklin Lakes, NJ 07417

BD, BD Logo and all other trademarks are the property of Becton, Dickinson and Company. ©2004 BD. 12/04 V57189-1