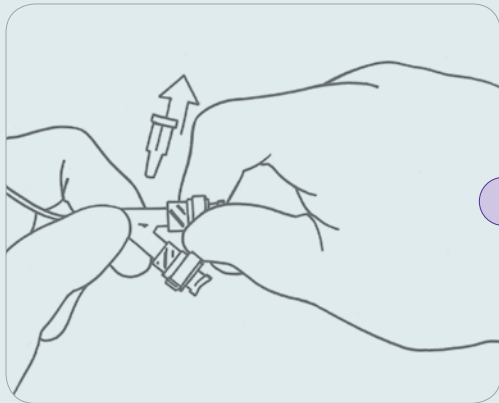


BD NEXIVA™ CLOSED IV CATHETER SYSTEM

>>>

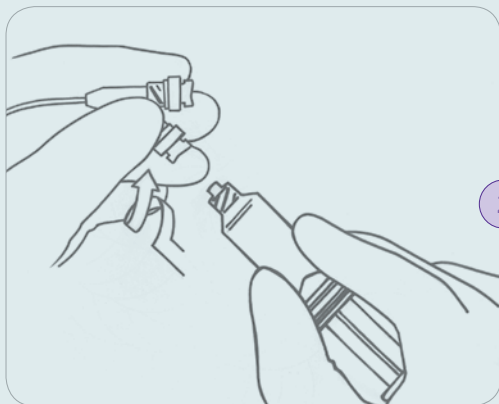
A NEW STANDARD IN IV THERAPY.

POINTS TO PRACTICE – PRIMING



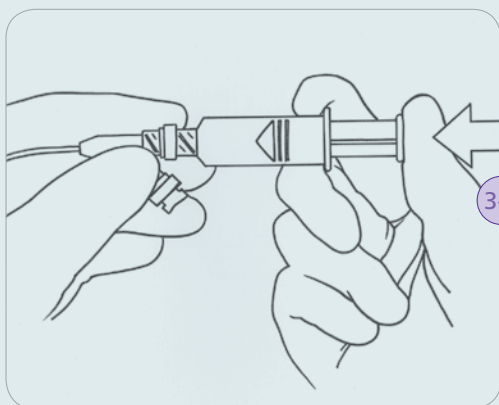
1

Remove the vent plug and attach the loose BD Q-Syte™ Luer Access Split Septum after removing the protective cap.



2

Attach flush syringe and flush.



3-4

Remove syringe and attach to other side.
Flush until all air is removed.
Leave syringe attached to prevent reflux of air.



BD Medical
9450 South State Street
Sandy, Utah 84070
1.888.237.2762
www.bd.com/infusion